TECHNOLOGY PARTNERS INTERNATIONAL GROUP

Marine & Underwater Services

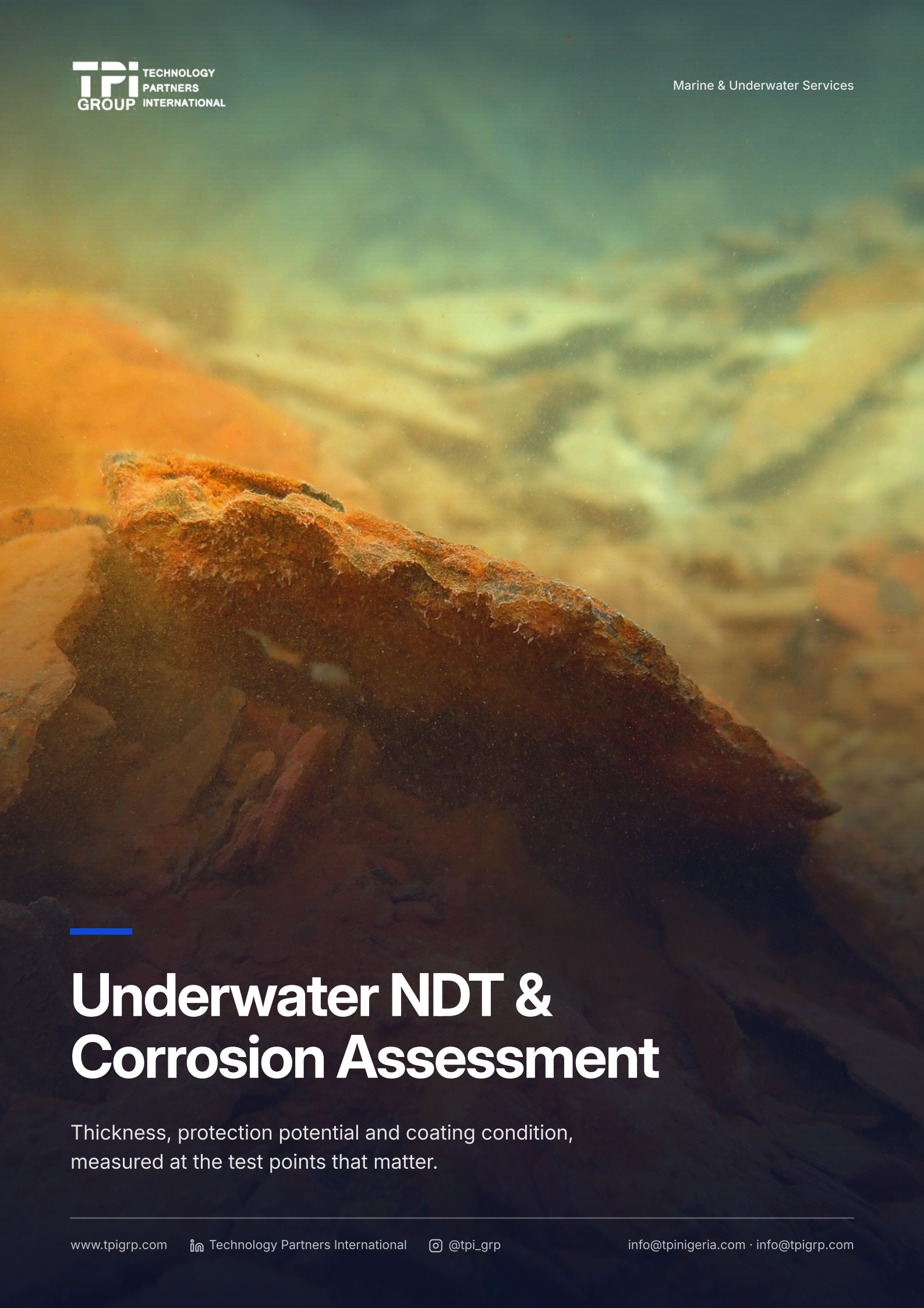

Underwater NDT & Corrosion Assessment

Thickness, protection potential and coating condition, measured at the test points that matter.

www.tpigrp.com Technology Partners International @tpi_grp info@tpinigeria.com · info@tpigrp.com

We combine underwater visual inspection with selected measurements to document metal loss, coating condition and corrosion-protection performance on submerged steel. The inspection plan fixes the test locations, methods and reporting format before we mobilise.

Ultrasonic readings and scaled surface measurements are linked to their test points, so your corrosion team can find a result again and compare it at the next inspection.



What we cover

Ultrasonic thickness gauging

We measure remaining steel thickness at accessible test points and compare readings with nominal or previous values where they exist.

Cathodic protection surveys

We take structure-to-electrolyte potentials at agreed points so your corrosion team can assess how well the CP system is protecting the asset.

Sacrificial anode inspection

We record anode presence, attachment and visible consumption, with selected dimensions where the scope calls for them.

Coating condition assessment

We document coating breakdown and exposed steel, and quantify the affected area from scaled images for repair planning.

Corrosion defect documentation

We measure lengths and angles in the image plane. Where a defect boundary is clear, we report its area and perimeter against the test-point reference.

Pre-NDT water-jet cleaning

We clear marine growth from test points with a cavitation water jet rated up to 500 bar, at a working pressure suited to the coating.





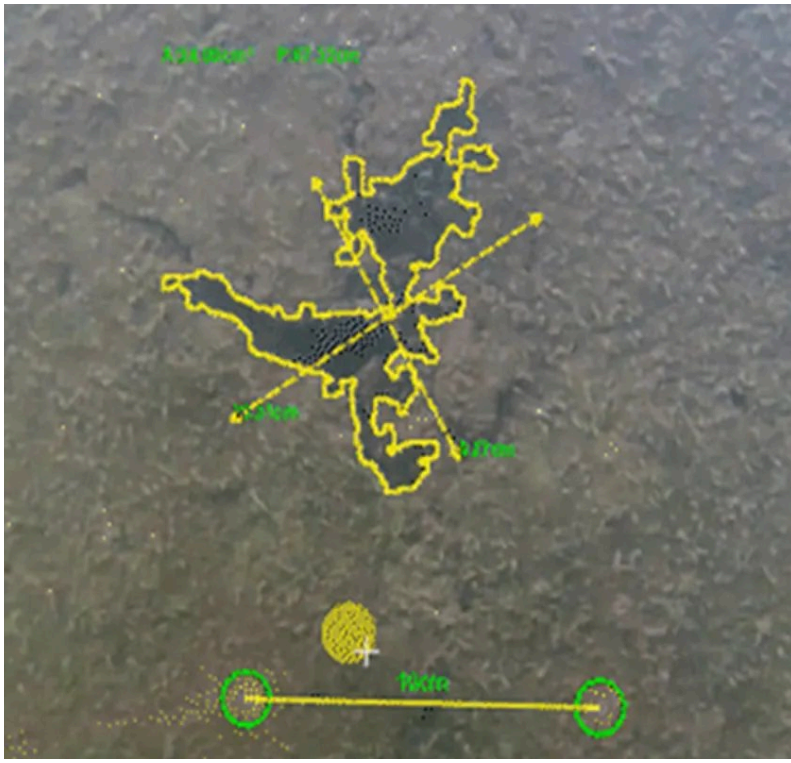

Where it is used

Exposed steel pipelines, vessel hulls, platform members, risers, manifolds, steel piles and other accessible submerged components. What we can test depends on material, geometry and surface condition.

Scope and limits

UT readings describe the tested locations only, and thickness gauging is not a full weld or crack inspection. Methods depend on access, surface preparation, probe contact and verified tooling. Fitness-for-service assessment is scoped separately.

What you receive

Measurement schedules

UT thickness readings and CP potentials, linked to asset identifiers and individual test locations.

Method and calibration record

The instruments used, their calibration references and the conditions at the time of measurement.

Annotated inspection evidence

Selected images and an observation register covering coating, corrosion and anode condition.

Technical findings and follow-up

Results, coverage limits and recommendations for further inspection, monitoring or engineering review.

To scope the work, send us

- Asset drawings
- Nominal thicknesses
- Water depths
- The testing scope you need
- Materials
- Coating details
- Previous results



Talk to our marine team

Email

info@tpinigeria.com
info@tpigrp.com

Phone

+234 803 303 0049
+234 817 766 8572

Head office

52/54 Oluwaleyimu Street, Off Toyin Street, Ikeja, Lagos, Nigeria

Offices

Lagos · Port Harcourt · Warri · Conakry
www.tpigrp.com

Also from TPI

- Offshore & Subsea Asset Inspection
- Pipeline & Subsea Cable Inspection
- Vessel Hull & Marine Structure Inspection
- Bathymetric & Seabed Surveys
- Underwater Environmental & Ecological Surveys

Photographs: USFWS Pacific Region (Public domain), via Wikimedia Commons.